





- |                             |                      |                      |
|-----------------------------|----------------------|----------------------|
| 4 - Chival                  | 68 - Marbul          | 136 - SLD50 Naked    |
| 10 - Como Corner            | 74 - Medard          | 140 - Smart          |
| 14 - Duell                  | 80 - Minute          | 146 - Smart Tube     |
| 18 - Extruded               | 92 - Nude            | 150 - Sulfer         |
| 24 - Gamin                  | 96 - Pista Track 48V | 156 - Tatrix         |
| 30 - Geometry               | 106 - Placebo        | 160 - Tatrix Cone    |
| 38 - Hollow                 | 112 - Qbini Frame    | 162 - Tatrix Pinhole |
| 44 - Impulse Round & Square | 116 - Rektor         | 164 - Tatrix Tube    |
| 50 - Kogel                  | 122 - Semih          | 168 - Thimble        |
| 56 - Kompas Round           | 126 - Shellby        | 172 - Trapz          |
| 62 - Lotis Round            | 130 - SLD50 High     |                      |

## ARCHITECTURAL LIGHTING WITH ATTITUDE

*Immerse yourself in our catalogue made especially for you, with carefully chosen product families. The Chosen Ones. Look at the attention to detail, surprising light effects, the unusual style.*

*Architectural lighting enhances a space's architectural beauty and character, with its refined presence. Join our world of exceptional designs and the experiences they create. Spaces infused with beauty and light, and that fill your heart with inspiration.*

---

Discover more



Newest products



About us



Where to buy

DESIGNED BY FREDERIK DELBART


# CHIVAL

*Tribute to history, light for the future.*




*Discover more*





CHIVAL WALL UP/DOWN 292 2X - BRUSHED ANODISED BRONZE



CHIVAL WALL UP/DOWN 292 2X - BRUSHED ANODISED CHAMPAGNE








CHIVAL WALL UP/DOWN 292 2X - BLACK CHROME



CHIVAL WALL UP/DOWN 292 2X - BRUSHED ANODISED BLACK




CHIVAL WALL UP/DOWN 292 2X - BRUSHED ANODISED SILVER BRONZE



CHIVAL WALL UP/DOWN 292 2X: GREY WHITE STRUCTURE / BRUSHED ANODISED CHAMPAGNE / BRUSHED ANODISED SILVER BRONZE / BRUSHED ANODISED BRONZE / BRUSHED ANODISED BLACK / BLACK CHROME





“As a designer, I work with tangible pieces. Light is the one thing that is intangible. So you build an object from which something intangible emerges. I find that immensely fascinating.

**FREDERIK DELBART** - *Belgium*



Discover more



DESIGNED BY DIRK WYNANTS


# COMO CORNER

*Design simplicity, ambient light lines.*




*Discover more*





COMO CORNER SURFACE (CURVED) - WHITE STRUCTURE



COMO CORNER SURFACE (STRAIGHT) - WHITE STRUCTURE



COMO CORNER SURFACE (CURVED) - WHITE STRUCTURE



COMO CORNER SURFACE (STRAIGHT) - WHITE STRUCTURE



COMO CORNER SURFACE

“*For me design always comes from frustration. I can't design something from nothing. I need to solve a problem.*”

**DIRK WYNANTS** - *Belgium*



*Discover more*





# DUELL

*Exciting colour play.*



*Discover more*



DUELL WALL UP/DOWN 2X - BRUSHED ANODISED CHAMPAGNE



DUELL WALL UP/DOWN 2X - BRUSHED ANODISED SILVER BRONZE



DUELL WALL UP/DOWN 2X - BRUSHED ANODISED BRONZE




DUELL WALL UP/DOWN 2X - BLACK STRUCTURE









*Peaceful*

*Touch of green*

*Natural stone*

*Mossy hues*

*Warmth*





DESIGNED BY ALAIN GILLES

# EXTRUDED

*Vertical lines, cone of light.*



Discover more



EXTRUDED SUSPENDED 46 300 -  
ANODISED BRONZE



EXTRUDED SUSPENDED 46 300 -  
ANODISED BLACK, BRUSHED ANODISED SILVER BRONZE



EXTRUDED SUSPENDED 46 300 -  
ANODISED CHAMPAGNE, BRUSHED ANODISED CHAMPAGNE



EXTRUDED SUSPENDED 46 300 -  
ANODISED BRONZE, BRUSHED ANODISED BRONZE





EXTRUDED TRACK 48V SUSPENDED  
PISTA TRACK 48V RECESSED TRIMLESS



EXTRUDED SUSPENDED 46 600 -  
GREY WHITE STRUCTURE, GREY WHITE MATT  
EXTRUDED SUSPENSION KIT SEMI-RECESSED DRIVER EXCLUDED -  
WHITE STRUCTURE



EXTRUDED SUSPENDED 46 600 -  
ANODISED BLACK, BRUSHED ANODISED BLACK  
EXTRUDED SUSPENSION KIT SURFACE DRIVER EXCLUDED -  
BLACK STRUCTURE



EXTRUDED SUSPENDED 46 600 -  
GREY WHITE STRUCTURE, GREY WHITE MATT  
EXTRUDED SUSPENSION KIT SURFACE DRIVER INCLUDED -  
WHITE STRUCTURE



EXTRUDED SUSPENDED



“I wanted to create a contrast, a dialogue of light. Not just when Extruded is lit at night, but during the day. How the ribs catch light in a different way, each moment.

**ALAIN GILLES** - Belgium



Discover more



**GAMIN**

*Sphere of light, mood or bright.*



*Discover more*





GAMIN TRACK 48V 90 - BLACK STRUCTURE  
PISTA TRACK 48V SURFACE - BLACK STRUCTURE



GAMIN JACK 90 - BLACK STRUCTURE  
MODUPOINT ROUND RECESSED 45 - BLACK STRUCTURE



GAMIN JACK 90 - BLACK STRUCTURE  
MODUPOINT ROUND SURFACE 45 - BLACK STRUCTURE






GAMIN TRACK 48V, PISTA TRACK 48V SUSPENDED, TRACK 48V MECHANICAL CONNECTION CURVED 90°



GAMIN JACK 90 WARM DIM 3500K - WHITE STRUCTURE  
MODUPOINT ROUND RECESSED TRIMLESS 10



GAMIN JACK 90 WARM DIM 2700K - WHITE STRUCTURE  
MODUPOINT ROUND RECESSED TRIMLESS 10



GAMIN JACK 90 WARM DIM 1800K - WHITE STRUCTURE  
MODUPOINT ROUND RECESSED TRIMLESS 10





GAMIN JACK,  
MODUPOINT ROUND RECESSED PANEL MOUNT, MODUPOINT LED STICK

NATALIE WALTON  
THIS IS HOME  
Francis Bacon Couplings





GAMIN JACK,  
MODUPOINT ROUND RECESSED TRIMLESS



DESIGNED BY FLORENT COIRIER & STIG MYLER

# GEOMETRY

*Illusion of being, entity of light.*



Discover more




GEOMETRY SUSPENDED ADJUSTABLE 672X1288 2X - BLACK STRUCTURE, BLACK CHROME



GEOMETRY SUSPENDED ADJUSTABLE 672X1288 2X - BLACK STRUCTURE, BLACK STRUCTURE














GEOMETRY SUSPENDED ADJUSTABLE 672X672 - BLACK STRUCTURE, BLACK CHROME



GEOMETRY SUSPENDED ADJUSTABLE 672X672 - BLACK STRUCTURE, BLACK STRUCTURE




GEOMETRY SUSPENDED ADJUSTABLE 672X1288 2X - BLACK STRUCTURE, BLACK CHROME



GEOMETRY SUSPENDED ADJUSTABLE 672X1288 2X - WHITE STRUCTURE, WHITE STRUCTURE

“*I try to create a vocabulary of shapes, so that they talk to each other. With simple things you can make many things, and therein lies the magic.*”

**FLORENT COIRIER** - France



“*Artificial lighting must, together with daylight, help define spaces. Without light, there are no spaces.*”

**STIG MYLER** - Denmark



Discover more





DESIGNED BY JAMES VAN VOSSEL

# HOLLOW

*Direct light, mystic glow.*



Discover more





HOLLOW RECESSED





HOLLOW RECESSED TRIMLESS ADJUSTABLE 115 - BLACK STRUCTURE



HOLLOW RECESSED TRIMLESS ADJUSTABLE 115 - GOLD MATT



HOLLOW RECESSED

“*When I have something in mind, I always start with a sketch. I need to be sure that it will work. There’s beauty in making something functional, and that’s why I’m a designer. Not an artist.*”

**JAMES VAN VOSSEL** - *Belgium*



Discover more




DESIGNED BY MAARTEN DE CEULAER

# IMPULSE ROUND & SQUARE

*A poem of light and shadow.*




Discover more



IMPULSE ROUND WALL - BLACK STRUCTURE




IMPULSE ROUND WALL - BLACK STRUCTURE




IMPULSE ROUND WALL - BLACK STRUCTURE








IMPULSE SQUARE WALL - GREY WHITE STRUCTURE



IMPULSE SQUARE WALL - GREY WHITE STRUCTURE



IMPULSE SQUARE WALL - GREY WHITE STRUCTURE



IMPULSE ROUND WALL

“I saw how a LED strip created multiple shadows of my hand on the wall. I had a eureka moment and knew I wanted to make a lighting object that expressed this principle.

MAARTEN DE CEULAER - Belgium



Discover more





DESIGNED BY STUDIO KEES

# KOGEL

*The beauty of mechanism.*



Discover more



KOGEL TRACK 48V ADJUSTABLE 58 - WHITE STRUCTURE  
PISTA TRACK 48V RECESSED TRIMLESS



KOGEL TRACK 48V ADJUSTABLE 58 - BLACK STRUCTURE  
PISTA TRACK 48V SURFACE - BLACK STRUCTURE



KOGEL SURFACE ADJUSTABLE 58 2X - WHITE STRUCTURE



KOGEL SURFACE ADJUSTABLE 58 - WHITE STRUCTURE



KOGEL SURFACE ADJUSTABLE 58 - WHITE STRUCTURE





KOGEL SURFACE



PISTA TRACK 48V RECESSED TRIMLESS, KOGEL TRACK 48V

“*The nice thing about Kogel is that we show the mechanism, the part of the product giving it its superior function. At the same time, aesthetically, it’s also the aspect that makes it unique.*”

**STUDIO KEES** - *The Netherlands*



Discover more





DESIGNED BY JEFFREY HUYGHE

# KOMPAS ROUND

*Circles of light, party of pendants.*



Discover more





KOMPAS ROUND SURFACE, KOMPAS SUSPENSION POINT  
EXTRUDED SUSPENDED





KOMPAS ROUND SURFACE, HOOLAHOOP  
PLACEBO KOMPAS SUSPENDED



KOMPAS ROUND SURFACE, KOMPAS SUSPENSION POINT, KOMPAS GUIDING POINT  
PLACEBO KOMPAS SUSPENDED, PLACEBO SOMBRERO SHADE







# LOTIS ROUND

*Effortless design, high functionality.*



*Discover more*





LOTIS ROUND RECESSED 82 - BRUSHED BLACK




LOTIS ROUND RECESSED 82 - WHITE STRUCTURE





LOTIS ROUND RECESSED





CHIVAL WALL



*Travertine*

*Olive green*

*Textured*

*Beige bliss*

*Earthy*

PISTA LINEAR LIGHT TRACK 48V  
PISTA TRACK 48V SURFACE



LOTIS ROUND RECESSED



SMART TUBE WALL  
SMART KUP RECESSED







DESIGNED BY JEFFREY HUYGHE

# MARBUL

*Pure shapes, organic feel.*



Discover more



MARBUL SUSPENDED ADJUSTABLE 109 DRIVER EXCLUDED - BLACK STRUCTURE, ALUMINIUM REFLECTOR



MARBUL SURFACE ADJUSTABLE 109 - WHITE STRUCTURE, CHAMPAGNE REFLECTOR



MARBUL RECESSED ADJUSTABLE 115 2X - WHITE STRUCTURE, GOLD REFLECTOR





MARBUL SURFACE, MARBUL SUSPENDED, MARBUL RECESSED



MARBUL TRACK 48V ADJUSTABLE 109 - BLACK STRUCTURE, CHAMPAGNE REFLECTOR  
PISTA TRACK 48V SURFACE - BRUSHED ANODISED CHAMPAGNE



MARBUL KOMPAS SUSPENDED ADJUSTABLE 109 - BLACK STRUCTURE, GOLD REFLECTOR  
KOMPAS ROUND SURFACE 340 - BLACK STRUCTURE



MARBUL KOMPAS SUSPENDED ADJUSTABLE 109 - WHITE STRUCTURE, GOLD REFLECTOR  
KOMPAS ROUND SURFACE 340 - WHITE STRUCTURE  
HOOLAHOOP - WHITE STRUCTURE



MARBUL SURFACE, MARBUL RECESSED  
MARBUL TRACK 48V, MARBUL TRACK 48V SUSPENDED, PISTA TRACK 48V SURFACE



DESIGNED BY BASTEN LEIJH DESIGN STUDIO

# MEDARD

*Flexibility and versatility in one elegant design.*



*Discover more*





MEDARD JACK, MODUPOINT LED STICK,  
MODUPOINT ROUND PANEL MOUNT RECESSED





MEDARD JACK ADJUSTABLE 42 - BLACK STRUCTURE  
MODUPOINT SQUARE SURFACE 420X58 3X - BLACK STRUCTURE



MEDARD JACK ADJUSTABLE 42 - WHITE STRUCTURE  
MODUPOINT ROUND RECESSED TRIMLESS 10



MEDARD JACK ADJUSTABLE 42 - WHITE STRUCTURE  
MODUPOINT ROUND SURFACE 200 3X - WHITE STRUCTURE  
MODUPOINT LED STICK (20/30CM) - WHITE STRUCTURE



MEDARD JACK ADJUSTABLE 42 - BLACK STRUCTURE  
MODUPOINT ROUND SURFACE 45 - BLACK STRUCTURE  
MODUPOINT LED STICK (10CM) - BLACK STRUCTURE



MEDARD TRACK 230V ADJUSTABLE 70 - WHITE STRUCTURE  
TRACK 230V SURFACE - WHITE STRUCTURE



MEDARD TRACK 48V ADJUSTABLE 42 - BLACK STRUCTURE  
PISTA TRACK 48V RECESSED TRIMLESS  
PISTA LINEAR NIGHTLIGHT TRACK 48V - BLACK STRUCTURE



MEDARD RECESSED 70 - WHITE STRUCTURE

“The quirky long legs of the stick insect served as my inspiration for the design of Medard. As the design evolved, Medard grew into a complete lighting family that can be applied to walls, tracks, ceilings, and desks. Its flexible design is thanks to the adjustable head, which allows customised illumination in any space.

**BASTEN LEIJH DESIGN STUDIO** - *The Netherlands*



Discover more





# MINUDE

*A story for every room.*



*Discover more*



MINUDE SUSPENDED 45 - BRUSHED ANODISED CHAMPAGNE



MINUDE SEMI-RECESSED ADJUSTABLE 45 - BLACK CHROME



MINUDE SEMI-RECESSED ADJUSTABLE 45 - BRUSHED ANODISED SILVER BRONZE



MINUDE JACK SUSPENDED, MINUDE JACK, MODUPOINT ROUND RECESSED TRIMLESS





MINUDE TRACK 48V,  
PISTA TRACK 48V SUSPENDED UP/DOWN, PISTA LINEAR LIGHT TRACK 48V  
THIMBLE RECESSED TRIMLESS



MINUDE OUT RECESSED 49 23 - BLACK CHROME



MINUDE OUT RECESSED 49 23 - BRUSHED ANODISED SILVER BRONZE




MINUDE RECESSED 56 - BRUSHED ANODISED BRONZE  
MINUDE RECESSED TRIMLESS 49 - BRUSHED ANODISED BRONZE  
MINUDE OUT RECESSED 49 23 - BRUSHED ANODISED BRONZE











MINUDE JACK, MINUDE JACK SUSPENDED  
MODUPOINT ROUND SURFACE





MINUDE JACK SUSPENDED 45 - BLACK STRUCTURE  
MODUPOINT ROUND RECESSED TRIMLESS 10



MINUDE JACK ADJUSTABLE 45 - BRUSHED ANODISED CHAMPAGNE  
MODUPOINT ROUND SURFACE 45 - BRUSHED ANODISED CHAMPAGNE



MINUDE JACK ADJUSTABLE 45 - BRUSHED ANODISED SILVER BRONZE  
MODUPOINT ROUND SURFACE 45 - BRUSHED ANODISED SILVER BRONZE



MINUDE JACK ADJUSTABLE 45 - BRUSHED ANODISED BRONZE  
MODUPOINT ROUND SURFACE 45 - BRUSHED ANODISED BRONZE  
MODUPOINT LED STICK (10CM) - BLACK STRUCTURE



MINUDE JACK ADJUSTABLE 45 - BRUSHED ANODISED BRONZE  
MODUPOINT ROUND RECESSED TRIMLESS 10



MINUDE JACK ADJUSTABLE 45 - BRUSHED ANODISED CHAMPAGNE  
MODUPOINT ROUND DEEP RECESSED TRIMLESS 82 2X



MINUDE JACK ADJUSTABLE 45 - WHITE STRUCTURE  
MODUPOINT ROUND RECESSED 45 - WHITE STRUCTURE



MINUDE JACK ADJUSTABLE 45 - BRUSHED ANODISED BRONZE  
MODUPOINT ROUND DEEP RECESSED 90 - BLACK STRUCTURE



MINUDE JACK ADJUSTABLE  
MODUPOINT LED STICK, MODUPOINT ROUND PANEL MOUNT RECESSED





DESIGNED BY JOËL CLAISSE<sup>†</sup>

# NUDE

*Essence on the wall.*



*Discover more*

NUDE WALL UP/DOWN 70 2X: BRUSHED ANODISED BRONZE / BRUSHED ANODISED SILVER BRONZE / BRUSHED ANODISED CHAMPAGNE / BRUSHED ANODISED BLACK



NUDE WALL 70 - BRUSHED ANODISED SILVER BRONZE





NUDE WALL  
MINUDE RECESSED TRIMLESS



NUDE WALL



PLACEBO SUSPENDED,  
PLACEBO DOULI SHADE




*Indian summer*

*Cosy mood*

*Florals*

*Golden hour*

*Contemporary*



MINUDE JACK,  
MODUPOINT ROUND RECESSED TRIMLESS



SULFER WALL







# PISTA TRACK 48V

*Feel the attraction of magnetic track lighting.*



*Discover more*



MARBULITO TRACK 48V ADJUSTABLE 41 - BLACK STRUCTURE  
PISTA LINEAR NIGHTLIGHT TRACK 48V - BLACK STRUCTURE  
PISTA TRACK 48V RECESSED TRIMLESS



MEDARD TRACK 48V ADJUSTABLE 42 2X - BLACK STRUCTURE  
PISTA TRACK 48V RECESSED - BLACK STRUCTURE



MINUDE TRACK 48V ADJUSTABLE 45 2X - BRUSHED ANODISED CHAMPAGNE  
PISTA TRACK 48V SURFACE - BRUSHED ANODISED CHAMPAGNE



PISTA TRACK 48V SUSPENDED, KOGEL TRACK 48V ADJUSTABLE,  
TRACK 48V MECHANICAL CONNECTION CURVED 90°  
SULFER UPLIGHT WALL





MARBULITO TRACK 48V ADJUSTABLE 41 1X, 2X - BLACK STRUCTURE  
PISTA TRACK 48V SURFACE - BLACK STRUCTURE  
TRACK 48V MECHANICAL CONNECTION CURVED 135° - BLACK STRUCTURE



MINUDE TRACK 48V ADJUSTABLE 45 1X, 2X - BRUSHED ANODISED BRONZE  
PISTA TRACK 48V SURFACE - BLACK STRUCTURE  
TRACK 48V MECHANICAL CONNECTION CURVED 90° - BLACK STRUCTURE



MARBUL TRACK 48V, MARBUL TRACK 48V SUSPENDED, PISTA TRACK 48V RECESSED



PLACEBO TRACK 48V SUSPENDED UP 60 -  
BRUSHED ANODISED CHAMPAGNE  
PLACEBO GLASS TUBE UP (130MM)  
PISTA TRACK 48V SURFACE - BRUSHED ANODISED CHAMPAGNE



MARBULITO TRACK 48V SUSPENDED 41 - BLACK STRUCTURE  
PISTA TRACK 48V SURFACE - BRUSHED ANODISED BRONZE



MINUDE TRACK 48V SUSPENDED 45 - BLACK CHROME  
PISTA TRACK 48V SURFACE - BLACK STRUCTURE






PISTA LINEAR LIGHT FLAPS TRACK 48V - BLACK STRUCTURE  
PISTA TRACK 48V SURFACE - BLACK STRUCTURE



PISTA LINEAR NIGHTLIGHT TRACK 48V - BLACK STRUCTURE  
PISTA TRACK 48V RECESSED TRIMLESS



PISTA LINEAR NIGHTLIGHT TRACK 48V - BLACK STRUCTURE  
PISTA TRACK 48V RECESSED TRIMLESS



PISTA LINEAR SPOTS TRACK 48V 8X - WHITE STRUCTURE  
PISTA TRACK 48V SURFACE - WHITE STRUCTURE



PISTA LINEAR SPOTS TRACK 48V 16X - BLACK STRUCTURE  
PISTA TRACK 48V RECESSED - BLACK STRUCTURE



PISTA TRACK 48V SUSPENDED UP/DOWN, TRACK 48V SUSPENSION HINGE,  
GAMIN TRACK 48V



PISTA TRACK 48V SUSPENDED UP/DOWN - BLACK STRUCTURE  
TRACK 48V SUSPENSION HINGE - BLACK STRUCTURE





DESIGNED BY JEFFREY HUYGHE

# PLACEBO

*Pure shapes, playful ups & downs.*



*Discover more*





PLACEBO SUSPENDED DOWN 60, PLACEBO SUSPENDED UP 60: WHITE STRUCTURE / BRUSHED ANODISED CHAMPAGNE / BRUSHED ANODISED SILVER BRONZE / BRUSHED ANODISED BRONZE / BRUSHED ANODISED BLACK / BLACK STRUCTURE



PLACEBO SUSPENDED UP 60 DRIVER INCLUDED - BRUSHED ANODISED CHAMPAGNE  
PLACEBO GLASS BALL UP (Ø90MM)



PLACEBO SUSPENDED DOWN 60 DRIVER EXCLUDED - BRUSHED ANODISED BRONZE  
PLACEBO GLASS TUBE DOWN (46MM)







PLACEBO TRACK 48V SUSPENDED, PISTA TRACK 48V RECESSED TRIMLESS,  
PLACEBO BEANIE SHADE



PLACEBO SUSPENDED DOWN 60  
PLACEBO GLASS BALL DOWN (Ø90MM)  
PLACEBO SOMBRERO SHADE - BRUSHED CHAMPAGNE



PLACEBO SUSPENDED DOWN 60  
PLACEBO GLASS BALL DOWN (Ø155MM)  
PLACEBO BEANIE SHADE - BRUSHED BRONZE



PLACEBO SUSPENDED UP 60 - WHITE STRUCTURE  
PLACEBO GLASS TUBE UP (130MM)  
PLACEBO DOULI SHADE - GREY WHITE MATT



DESIGNED BY FLORENT COIRIER

# QBINI FRAME

*Cubical charm.*



*Discover more*



QBINI SQUARE OUT - WHITE STRUCTURE  
QBINI FRAME RECESSED 2X - WHITE STRUCTURE



QBINI SQUARE OUT - WHITE STRUCTURE  
QBINI FRAME RECESSED TRIMLESS 2X





QBINI SQUARE IN - GOLD MATT  
QBINI GENERAL 2X - GOLD MATT  
QBINI FRAME RECESSED TRIMLESS 3X



QBINI SQUARE IN - BLACK STRUCTURE  
QBINI FRAME RECESSED TRIMLESS



QBINI SQUARE OUT - BLACK STRUCTURE  
QBINI FRAME RECESSED 3X

“*I strive to express the essential essence of an object that speaks to each of us. Qbini is the result of these goals in action.*”

**FLORENT COIRIER** - *France*



Discover more



DESIGNED BY COUVREUR-DEVOS

# REKTOR

*A calm, confident downlight.*



*Discover more*




REKTOR SEMI-RECESSED ADJUSTABLE 57X50 - BLACK STRUCTURE  
REKTOR SEMI-RECESSED ADJUSTABLE 78X78 - BLACK STRUCTURE



REKTOR SEMI-RECESSED ADJUSTABLE 57X50 - BLACK STRUCTURE  
REKTOR SEMI-RECESSED ADJUSTABLE 78X78 - BLACK STRUCTURE





REKTOR TRACK 230V, TRACK 230V SURFACE



REKTOR TRACK 48V ADJUSTABLE 57X50 - BLACK STRUCTURE  
PISTA TRACK 48V RECESSED TRIMLESS



REKTOR TRACK 230V ADJUSTABLE 78X78 - WHITE STRUCTURE  
TRACK 230V SURFACE - WHITE STRUCTURE





REKTOR SURFACE ADJUSTABLE 78X78 - BLACK STRUCTURE, BRUSHED ANODISED BRONZE



REKTOR SURFACE ADJUSTABLE 78X78 2X - BLACK STRUCTURE, BLACK STRUCTURE





DESIGNED BY JEFFREY HUYGHE

# SEMIIH

*Yin and Yang.*



Discover more





SEMIH TRACK 230V, TRACK 230V SURFACE



SEMIH TRACK 230V ADJUSTABLE 61 - WHITE STRUCTURE, GOLD REFLECTOR  
TRACK 230V SUSPENDED - WHITE STRUCTURE



SEMIH TRACK 230V ADJUSTABLE 61 - BLACK STRUCTURE  
TRACK 230V SURFACE - BLACK STRUCTURE





DESIGNED BY JEFFREY HUYGHE

# SHELLBY

*Sun by day, moon by night.*



Discover more



SHELLBY RECESSED 184 - BLACK STRUCTURE  
SHELLBY SKIN - ANODISED BRONZE / ANODISED GOLD / ANODISED CHAMPAGNE / ANODISED SILVER BRONZE / PEARLY WHITE



SHELLBY RECESSED 184 - WHITE STRUCTURE  
SHELLBY SKIN ANODISED CHAMPAGNE





“*The asymmetrical shape of Shellby plays with perspective. The glass ball looks as if it's floating. When the light is on, and you walk around the luminaire, it even tricks your eye, since you don't know if you are looking at a sphere or a flat circle. That's playfulness.*”

**JEFFREY HUYGHE** - Belgium



Discover more



# SLD50 HIGH

*Always aim high.*



*Discover more*





SLD50 HIGH RECESSED TRIMLESS



SLD50 HIGH RECESSED TRIMLESS





SLD50 HIGH RECESSED  
MINUDE JACK SUSPENDED



SLD50 HIGH SURFACE - BRUSHED ANODISED BRONZE, BLACK STRUCTURE  
MARBULITO JACK ADJUSTABLE 41 - BLACK STRUCTURE  
MODUPOINT LED STICK (10CM) - BLACK STRUCTURE



SLD50 HIGH RECESSED TRIMLESS - BRUSHED ANODISED BRONZE, BLACK STRUCTURE  
MINUDE JACK ADJUSTABLE 45 - BRUSHED ANODISED BRONZE  
MODUPOINT LED STICK (10CM) - BLACK STRUCTURE



SLD50 HIGH SUSPENDED - BRUSHED ANODISED BRONZE, BLACK STRUCTURE  
MEDARD JACK ADJUSTABLE 42 - BLACK STRUCTURE  
MODUPOINT LED STICK (10CM) - BLACK STRUCTURE



# SLD50 NAKED

*Your lighting, your choice.*



*Discover more*







SLD50 NAKED SUSPENDED  
MINUDE JACK, MODUPOINT LED STICK





# SMART

*The smart choice for any application.*



*Discover more*







SMART CAKE RECESSED 82 - BRUSHED BRONZE



SMART KUP RECESSED 82 - BRUSHED CHAMPAGNE



SMART LOTIS RECESSED 82 - BRUSHED SILVER BRONZE



SMART LOTIS RECESSED



SMART LOTIS RECESSED  
NUDE WALL



*Yellow tones*

*Silver shimmer*

*Cosy glow*

*Cohesive colours*

*Happy mood*







# SMART TUBE

*Versatility makes beauty easier.*



Discover more





SMART KUP, SMART TUBE WALL



SMART KUP 115 - GOLD MATT  
SMART TUBE SURFACE 115 - BLACK STRUCTURE



SMART LOTIS 82 - WHITE STRUCTURE  
SMART TUBE WALL 82 XL - WHITE STRUCTURE



SMART CAKE 82 ADJUSTABLE - WHITE STRUCTURE  
SMART TUBE WALL UP/DOWN 82 XL 2X - BLACK STRUCTURE





# SULFER

*Minimalist square lighting.*



*Discover more*



SULFER WALL UP/DOWN 2X - WHITE STRUCTURE



SULFER WALL UP/DOWN 2X - BLACK STRUCTURE





SULFER WALL UP/DOWN 2X - BRUSHED BLACK



SULFER WALL UP/DOWN 2X - BRUSHED BRONZE





SULFER WALL  
EXTRUDED SUSPENDED



SULFER WALL UP/DOWN 2X - BRUSHED CHAMPAGNE



SULFER WALL UP/DOWN 2X - BRUSHED SILVER BRONZE



# TETRIX

*Subtle versatility.*



*Discover more*



TETRIX OBLIQUE 62 - WHITE MATT  
TETRIX FRAME RECESSED TRIMLESS  
SNOOT 32 - BLACK STRUCTURE



TETRIX ADJUSTABLE 62 - BLACK CHROME  
TETRIX FRAME RECESSED TRIMLESS



TETRIX OBLIQUE 62 - WHITE MATT  
TETRIX FRAME RECESSED - WHITE MATT  
LIGHT CONE 44 - BLACK STRUCTURE




TETRIX STRAIGHT 62 - BLACK MATT  
TETRIX FRAME RECESSED - BLACK MATT  
HONEYCOMB 32 - BLACK STRUCTURE





TETRIX STRAIGHT, TETRIX FRAME RECESSED



*Reflections*

*Shiny surface*

*Black chrome*

*Modern mystique*

*Luxurious metals*



# TETRIX CONE

*A cup that catches the eye.*



*Discover more*



TETRIX CONE 90 - BLACK MATT  
TETRIX FRAME RECESSED - BLACK MATT  
LIGHT CONE 44 - BLACK STRUCTURE



TETRIX CONE 90 - WHITE MATT  
TETRIX FRAME RECESSED TRIMLESS



TETRIX CONE 90 - WHITE MATT  
TETRIX FRAME RECESSED TRIMLESS  
LIGHT CONE 44 - BLACK STRUCTURE



TETRIX CONE 90 - BLACK CHROME  
TETRIX FRAME RECESSED TRIMLESS



# TETRIX PINHOLE

*A distinctive design.*



*Discover more*



TETRIX PINHOLE 62 - BLACK MATT  
TETRIX FRAME RECESSED TRIMLESS



TETRIX PINHOLE 62 - WHITE MATT  
TETRIX FRAME RECESSED - WHITE MATT



# TETRIX TUBE

*Slender elegance.*



*Discover more*



TETRIX TUBE SURFACE 65 125 - BLACK MATT  
TETRIX OBLIQUE 62 - BLACK CHROME



TETRIX TUBE SURFACE 65 125 - BLACK MATT  
TETRIX PINHOLE 62 - BLACK MATT





TETRIX TUBE SURFACE 65 125 - WHITE MATT  
TETRIX ADJUSTABLE 62 - WHITE MATT



TETRIX TUBE SURFACE 65 125 - WHITE MATT  
TETRIX CONE 90 - WHITE MATT



TETRIX TUBE SURFACE 65 125 - WHITE MATT  
TETRIX STRAIGHT 62 - WHITE MATT



TETRIX TUBE SURFACE, TETRIX CONE, TETRIX FRAME RECESSED TRIMLESS

DESIGNED BY JEFFREY HUYGHE

# THIMBLE

*Discreet, curvy and colourful downlighter.*



*Discover more*



THIMBLE RECESSED 74:  
BLACK STRUCTURE / WHITE STRUCTURE / BRUSHED ANODISED SILVER BRONZE /  
BRUSHED ANODISED CHAMPAGNE / BRUSHED ANODISED GOLD / BRUSHED ANODISED BRONZE / BRUSHED ANODISED BLACK





THIMBLE RECESSED TRIMLESS 70 - BRUSHED ANODISED SILVER BRONZE



THIMBLE RECESSED TRIMLESS 70 - WHITE STRUCTURE



THIMBLE RECESSED TRIMLESS ADJUSTABLE 70 - BRUSHED ANODISED CHAMPAGNE



THIMBLE RECESSED TRIMLESS



# TRAPZ

*Create a chiaroscuro effect.*



*Discover more*



TRAPZ WALL UP/DOWN 2X - BRUSHED ANODISED CHAMPAGNE, ANODISED CHAMPAGNE



TRAPZ WALL UP/DOWN 2X - BRUSHED ANODISED SILVER BRONZE, BLACK MATT




TRAPZ WALL UP/DOWN 2X - BRUSHED ANODISED BRONZE, ANODISED ALUMINIUM



TRAPZ WALL UP/DOWN 2X - WHITE STRUCTURE, ANODISED CHAMPAGNE








*Greens*

*Enchanted*

*Lush*

*Texture*

*Warmth*



## MODULAR LIGHTING INSTRUMENTS — HEADQUARTERS

Armoedestraat 71 - 8800 Roeselare - Belgium

Tel: +32 (0)51 26 56 56

welcome@supermodular.com - www.supermodular.com

### PARTNER NETWORK - WHERE TO BUY



### DISCOVER OUR NEWEST PRODUCTS



### PHOTO REFERENCES

Skinn Branding Agency	13
Lydie Nesvadba	23
Alain Six	43
Menno Bouma	55
Jerome de Lint	79
Masaki Okumura	115
Marie Wynants	124

© Modular Lighting Instruments - all rights reserved

Modular Lighting Instruments reserves the right to alter material, dimensions and characteristics without prior notice. This catalogue replaces all previous catalogues. Read installation instructions carefully. Technical information on the installation instruction has precedence over the information in the catalogue and the legend. Our general terms and conditions shall apply notwithstanding any stipulation to the contrary to all the orders and agreements with Modular Lighting Instruments. You can obtain a copy of these conditions on demand.

For latest information and specifications of the full Modular Lighting Instruments range visit [www.supermodular.com](http://www.supermodular.com)

